

# 2009 AR State Championship

## May 9, 2009

All Shooters



CDP Champion: Eric Fuson CDP - Master 139.38 (23)  
 ESP Champion: Michael Seeklander ESP - Master 132.81 (10)  
 SSP Champion: Richard Watkins SSP - Master 151.25 (37)  
 ESR Champion: Curt Nichols ESR - Master 161.92 (16)  
 SSR Champion: Wayne Ritchie SSR - Sharpshooter 222.80 (51)

High Senior: Gary Dunlap ESP - Master 164.06 (43)  
 High Lady: Tammy Sharp SSP - Expert 199.64 (60)  
 High Law Enforcement: Curt Nichols ESR - Master 161.92 (16)  
 Most Accurate: Michael Seeklander ESP - Master 132.81 (10)

Match --Penalties--

**Score** PD NT PE FN Stage 1 Stage 2 Stage 3 Stage 4 Stage 5 Stage 6 Stage 7 Stage 8 Stage 9

### CDP - Master

|   |                   |               |    |   |   |   |       |   |              |   |   |      |   |       |   |              |   |              |   |       |   |       |    |
|---|-------------------|---------------|----|---|---|---|-------|---|--------------|---|---|------|---|-------|---|--------------|---|--------------|---|-------|---|-------|----|
| 1 | Fuson, Eric       | <b>139.38</b> | 23 | 0 | 1 | 0 | 12.66 | 1 | 20.97        | 3 | 0 | 3.52 | 0 | 12.67 | 1 | <b>20.57</b> | 1 | 17.39        | 4 | 16.93 | 1 | 34.67 | 12 |
| 2 | Martin, Greg      | <b>141.49</b> | 15 | 1 | 0 | 0 | 19.84 | 2 | <b>20.23</b> | 0 | 0 | 3.67 | 0 | 12.76 | 1 | 21.85        | 0 | <b>15.04</b> | 0 | 19.93 | 4 | 28.17 | 8  |
| 3 | Sisk, Mike        | <b>169.36</b> | 32 | 1 | 1 | 0 | 13.00 | 0 | 27.18        | 6 | 0 | 5.02 | 1 | 11.79 | 2 | 22.98        | 1 | 24.72        | 2 | 27.13 | 3 | 37.54 | 17 |
| 4 | Pregler, Terry    | <b>176.30</b> | 28 | 0 | 0 | 0 | 15.02 | 2 | 25.73        | 2 | 0 | 5.45 | 1 | 15.47 | 5 | 29.61        | 1 | 18.59        | 4 | 24.55 | 1 | 41.88 | 12 |
| 5 | Lawrence, Carroll | <b>180.13</b> | 27 | 1 | 0 | 0 | 15.83 | 0 | 28.10        | 4 | 0 | 4.14 | 1 | 15.07 | 3 | 30.04        | 3 | 29.28        | 4 | 23.25 | 5 | 34.42 | 7  |

### CDP - Expert

|   |              |               |    |   |   |   |       |   |       |    |   |      |    |       |   |       |   |       |   |       |   |       |    |
|---|--------------|---------------|----|---|---|---|-------|---|-------|----|---|------|----|-------|---|-------|---|-------|---|-------|---|-------|----|
| 1 | Smith, Tom   | <b>183.35</b> | 51 | 0 | 1 | 0 | 16.97 | 2 | 26.45 | 11 | 0 | 9.56 | 11 | 12.49 | 4 | 27.81 | 3 | 24.23 | 7 | 23.54 | 4 | 42.30 | 9  |
| 2 | Zane, John   | <b>185.46</b> | 32 | 0 | 1 | 0 | 17.13 | 3 | 26.91 | 0  | 0 | 4.38 | 1  | 15.01 | 5 | 29.39 | 2 | 24.60 | 2 | 25.98 | 5 | 42.06 | 14 |
| 3 | Ray, Cody    | <b>187.41</b> | 29 | 0 | 1 | 0 | 15.03 | 1 | 28.17 | 2  | 0 | 4.52 | 1  | 15.47 | 3 | 28.31 | 0 | 22.11 | 2 | 27.49 | 2 | 46.31 | 18 |
| 4 | Hill, Larry  | <b>193.17</b> | 33 | 0 | 1 | 0 | 14.56 | 0 | 26.99 | 7  | 0 | 6.09 | 3  | 13.74 | 2 | 30.96 | 4 | 27.72 | 1 | 30.11 | 1 | 43.00 | 15 |
| 5 | Reaves, Wade | <b>209.30</b> | 46 | 0 | 0 | 0 | 17.57 | 0 | 31.28 | 2  | 0 | 5.83 | 4  | 16.81 | 3 | 34.34 | 2 | 28.37 | 6 | 28.61 | 3 | 46.49 | 26 |
| 6 | Young, Myrin | <b>219.89</b> | 41 | 2 | 0 | 0 | 17.66 | 0 | 27.13 | 1  | 0 | 5.79 | 1  | 20.61 | 3 | 36.13 | 2 | 24.10 | 8 | 40.97 | 8 | 47.50 | 18 |

### CDP - Sharpshooter

|   |                |               |    |   |   |   |       |   |       |   |   |       |    |       |   |       |   |       |   |       |   |       |    |
|---|----------------|---------------|----|---|---|---|-------|---|-------|---|---|-------|----|-------|---|-------|---|-------|---|-------|---|-------|----|
| 1 | Nitschke, Rick | <b>213.32</b> | 40 | 1 | 0 | 0 | 15.43 | 0 | 35.15 | 4 | 0 | 6.12  | 4  | 15.51 | 4 | 35.55 | 4 | 25.72 | 4 | 31.99 | 5 | 47.85 | 15 |
| 2 | Fry, Scott     | <b>219.52</b> | 58 | 1 | 0 | 0 | 16.41 | 2 | 33.21 | 9 | 0 | 8.83  | 5  | 18.82 | 7 | 33.56 | 4 | 29.89 | 1 | 30.32 | 5 | 48.48 | 25 |
| 3 | Fisher, Scott  | <b>259.16</b> | 59 | 0 | 1 | 0 | 19.46 | 1 | 39.85 | 4 | 0 | 10.24 | 10 | 21.46 | 3 | 37.59 | 3 | 32.59 | 8 | 38.59 | 9 | 59.38 | 21 |

### CDP - Marksman


|   |                    |               |     |   |   |   |       |    |       |    |   |       |    |       |   |       |    |       |    |       |    |       |    |
|---|--------------------|---------------|-----|---|---|---|-------|----|-------|----|---|-------|----|-------|---|-------|----|-------|----|-------|----|-------|----|
| 1 | Proctor, Timothy   | <b>203.83</b> | 45  | 0 | 2 | 0 | 16.32 | 2  | 28.29 | 1  | 0 | 4.75  | 1  | 12.40 | 0 | 28.33 | 2  | 31.54 | 2  | 32.17 | 6  | 50.03 | 31 |
| 2 | Heath, Ernie       | <b>235.79</b> | 102 | 0 | 0 | 0 | 20.56 | 5  | 28.47 | 14 | 0 | 5.42  | 3  | 18.55 | 7 | 29.34 | 4  | 30.16 | 5  | 37.10 | 19 | 66.19 | 45 |
| 3 | Welter, Dan        | <b>261.42</b> | 66  | 0 | 0 | 0 | 21.28 | 1  | 37.06 | 11 | 0 | 8.00  | 4  | 21.54 | 4 | 36.30 | 4  | 32.27 | 5  | 31.44 | 3  | 73.53 | 34 |
| 4 | Babb, Russell      | <b>286.15</b> | 102 | 3 | 1 | 0 | 20.23 | 1  | 36.63 | 6  | 0 | 7.04  | 5  | 26.53 | 6 | 44.58 | 5  | 41.96 | 21 | 40.62 | 8  | 68.56 | 50 |
| 5 | Moraitis, Nicholas | <b>304.31</b> | 95  | 0 | 2 | 1 | 26.49 | 10 | 39.51 | 3  | 0 | 10.29 | 10 | 21.86 | 1 | 49.27 | 3  | 35.97 | 3  | 35.19 | 3  | 85.73 | 62 |
| 6 | Tur, Stephen C.    | <b>340.57</b> | 93  | 3 | 2 | 3 | 23.88 | 2  | 43.12 | 11 | 0 | 7.52  | 3  | 22.39 | 6 | 57.46 | 10 | 61.21 | 34 | 65.07 | 11 | 59.92 | 16 |

### ESP - Master

|   |                     |               |    |   |   |   |       |   |       |   |   |      |   |       |   |       |   |       |   |              |   |              |    |
|---|---------------------|---------------|----|---|---|---|-------|---|-------|---|---|------|---|-------|---|-------|---|-------|---|--------------|---|--------------|----|
| 1 | Seeklander, Michael | <b>132.81</b> | 10 | 0 | 1 | 0 | 16.01 | 1 | 20.64 | 0 | 0 | 3.29 | 0 | 9.49  | 1 | 23.54 | 2 | 16.39 | 0 | <b>16.58</b> | 3 | <b>26.87</b> | 3  |
| 2 | Dunlap, Gary        | <b>164.06</b> | 43 | 0 | 1 | 0 | 14.89 | 3 | 28.09 | 5 | 0 | 4.44 | 1 | 15.20 | 4 | 23.88 | 2 | 20.12 | 7 | 19.26        | 2 | 38.18        | 19 |

### ESP - Expert

|   |                     |               |    |   |   |   |       |   |       |   |   |       |   |       |    |       |   |       |    |       |   |       |    |
|---|---------------------|---------------|----|---|---|---|-------|---|-------|---|---|-------|---|-------|----|-------|---|-------|----|-------|---|-------|----|
| 1 | Leader, Roman       | <b>171.41</b> | 30 | 0 | 0 | 0 | 12.18 | 1 | 25.85 | 4 | 0 | 4.20  | 0 | 17.00 | 1  | 25.61 | 6 | 24.25 | 5  | 22.95 | 4 | 39.37 | 9  |
| 2 | Hodoway, Jon        | <b>177.80</b> | 24 | 1 | 0 | 0 | 12.89 | 2 | 25.75 | 3 | 0 | 5.35  | 3 | 18.01 | 2  | 24.95 | 2 | 21.29 | 3  | 25.52 | 5 | 44.04 | 4  |
| 3 | Civale, Glenn       | <b>184.81</b> | 62 | 1 | 0 | 1 | 11.02 | 1 | 26.70 | 3 | 0 | 7.26  | 6 | 13.05 | 5  | 25.38 | 8 | 34.61 | 15 | 27.28 | 3 | 39.51 | 21 |
| 4 | Cusanelli, Michael  | <b>184.83</b> | 40 | 0 | 0 | 0 | 11.99 | 1 | 26.30 | 1 | 0 | 6.87  | 1 | 16.25 | 1  | 26.60 | 0 | 23.59 | 6  | 25.47 | 3 | 47.76 | 27 |
| 5 | May, John           | <b>192.25</b> | 25 | 0 | 0 | 0 | 16.63 | 1 | 27.77 | 2 | 0 | 5.06  | 1 | 18.55 | 2  | 29.20 | 1 | 24.91 | 5  | 26.86 | 3 | 43.27 | 10 |
| 6 | Horton, Christopher | <b>198.70</b> | 38 | 0 | 2 | 1 | 19.40 | 3 | 27.72 | 5 | 0 | 11.71 | 6 | 22.50 | 11 | 30.69 | 1 | 22.29 | 4  | 23.81 | 1 | 40.58 | 7  |
| 7 | Kralis, Bill        | <b>203.29</b> | 30 | 1 | 0 | 0 | 14.69 | 1 | 30.73 | 9 | 0 | 4.93  | 1 | 12.60 | 3  | 26.59 | 2 | 32.50 | 2  | 32.96 | 4 | 48.29 | 8  |
| 8 | Haring, Frederick   | <b>226.63</b> | 60 | 1 | 0 | 0 | 17.67 | 2 | 49.30 | 6 | 0 | 4.96  | 0 | 21.28 | 12 | 30.43 | 5 | 25.21 | 6  | 25.92 | 3 | 51.86 | 26 |



# 2009 AR State Championship

## May 9, 2009

All Shooters



Match Score --Penalties-- PD NT PE FN Stage 1 Stage 2 Stage 3 Stage 4 Stage 5 Stage 6 Stage 7 Stage 8 Stage 9

### ESP - Sharpshooter

|   |                   |               |    |   |   |   |       |   |       |    |   |       |    |       |   |       |    |       |   |       |   |       |    |
|---|-------------------|---------------|----|---|---|---|-------|---|-------|----|---|-------|----|-------|---|-------|----|-------|---|-------|---|-------|----|
| 1 | Gallahue, Bill    | <b>200.39</b> | 46 | 0 | 2 | 0 | 12.29 | 1 | 29.01 | 1  | 0 | 13.12 | 15 | 16.53 | 2 | 40.56 | 8  | 23.09 | 4 | 21.66 | 3 | 44.13 | 12 |
| 2 | Saurage, Roger    | <b>206.94</b> | 48 | 0 | 0 | 0 | 16.57 | 2 | 29.41 | 3  | 0 | 5.53  | 3  | 13.39 | 3 | 30.55 | 3  | 28.54 | 9 | 30.12 | 5 | 52.83 | 20 |
| 3 | Lada, Gregory     | <b>209.92</b> | 39 | 1 | 1 | 0 | 16.89 | 2 | 27.76 | 5  | 0 | 6.00  | 2  | 18.34 | 1 | 27.95 | 0  | 31.53 | 2 | 31.89 | 1 | 49.56 | 26 |
| 4 | Stout, Tell       | <b>211.82</b> | 50 | 3 | 1 | 0 | 14.03 | 1 | 39.72 | 5  | 0 | 4.97  | 2  | 16.98 | 5 | 33.26 | 7  | 26.95 | 6 | 34.62 | 7 | 41.29 | 17 |
| 5 | Handly, Brooks L. | <b>213.14</b> | 68 | 0 | 1 | 0 | 14.17 | 2 | 30.52 | 2  | 0 | 5.60  | 2  | 20.63 | 6 | 34.50 | 6  | 21.90 | 7 | 27.36 | 6 | 58.46 | 37 |
| 6 | Smith, Darrell L. | <b>225.97</b> | 86 | 1 | 0 | 1 | 20.32 | 4 | 35.92 | 14 | 0 | 7.00  | 6  | 17.15 | 4 | 43.04 | 15 | 26.18 | 7 | 28.16 | 6 | 48.20 | 30 |

### ESP - Marksman

|   |                |               |     |   |   |   |       |   |       |    |   |       |    |       |    |       |   |       |   |       |    |       |    |
|---|----------------|---------------|-----|---|---|---|-------|---|-------|----|---|-------|----|-------|----|-------|---|-------|---|-------|----|-------|----|
| 1 | Homoney, David | <b>244.78</b> | 46  | 0 | 3 | 0 | 15.15 | 1 | 36.31 | 4  | 0 | 5.11  | 3  | 17.07 | 2  | 37.07 | 3 | 33.70 | 5 | 31.58 | 6  | 68.79 | 22 |
| 2 | Grimes, Larry  | <b>245.08</b> | 59  | 2 | 0 | 0 | 21.32 | 1 | 40.56 | 2  | 0 | 7.56  | 6  | 25.78 | 9  | 31.66 | 2 | 25.46 | 2 | 32.34 | 4  | 60.40 | 33 |
| 3 | Hill, Roxanne  | <b>270.83</b> | 65  | 0 | 0 | 1 | 18.15 | 0 | 42.75 | 12 | 0 | 6.67  | 1  | 24.88 | 5  | 45.10 | 9 | 40.94 | 8 | 34.63 | 8  | 57.71 | 22 |
| 4 | Hill, Diane    | <b>298.39</b> | 152 | 0 | 0 | 1 | 27.55 | 5 | 42.05 | 16 | 0 | 14.08 | 14 | 37.02 | 15 | 33.46 | 9 | 30.78 | 9 | 36.81 | 11 | 76.64 | 73 |
| 5 | Kurtz, Sam     | <b>423.29</b> | 86  | 2 | 1 | 3 | 23.98 | 0 | 60.43 | 2  | 0 | 12.57 | 13 | 40.43 | 12 | 72.45 | 2 | 64.09 | 8 | 71.16 | 21 | 78.18 | 28 |

### SSP - Master


|   |                  |               |    |   |   |   |       |   |       |   |   |             |   |       |   |       |   |       |    |       |   |       |    |
|---|------------------|---------------|----|---|---|---|-------|---|-------|---|---|-------------|---|-------|---|-------|---|-------|----|-------|---|-------|----|
| 1 | Watkins, Richard | <b>151.25</b> | 37 | 0 | 1 | 0 | 15.91 | 0 | 23.72 | 4 | 0 | <b>2.99</b> | 0 | 11.08 | 5 | 20.67 | 3 | 18.76 | 2  | 20.63 | 7 | 37.49 | 16 |
| 2 | Mills, Evan      | <b>169.46</b> | 40 | 1 | 2 | 0 | 12.34 | 2 | 28.33 | 5 | 0 | 5.46        | 2 | 12.77 | 6 | 22.72 | 3 | 19.61 | 4  | 18.02 | 2 | 50.21 | 16 |
| 3 | Hulse, Kevin     | <b>175.84</b> | 63 | 0 | 0 | 0 | 13.66 | 2 | 26.22 | 9 | 0 | 4.39        | 1 | 14.95 | 6 | 26.89 | 3 | 18.61 | 3  | 22.65 | 5 | 48.47 | 34 |
| 4 | Groff, Phillip   | <b>186.10</b> | 41 | 1 | 0 | 1 | 14.11 | 1 | 25.19 | 4 | 0 | 4.18        | 1 | 16.52 | 4 | 26.68 | 7 | 40.39 | 10 | 21.97 | 4 | 37.06 | 10 |

### SSP - Expert

|    |                  |               |    |   |   |   |              |   |       |    |   |       |    |       |    |       |    |       |    |       |    |       |    |
|----|------------------|---------------|----|---|---|---|--------------|---|-------|----|---|-------|----|-------|----|-------|----|-------|----|-------|----|-------|----|
| 1  | Parmenter, Aaron | <b>161.40</b> | 48 | 1 | 1 | 0 | <b>10.30</b> | 1 | 25.92 | 9  | 0 | 4.90  | 3  | 10.11 | 3  | 24.52 | 6  | 26.08 | 7  | 26.46 | 9  | 33.11 | 10 |
| 2  | Pegram, Shane    | <b>186.56</b> | 68 | 1 | 0 | 1 | 12.39        | 3 | 23.39 | 4  | 0 | 5.61  | 4  | 14.77 | 2  | 25.98 | 4  | 22.81 | 8  | 37.80 | 17 | 43.81 | 26 |
| 3  | Briggs, Bob      | <b>189.36</b> | 25 | 0 | 0 | 0 | 13.63        | 1 | 28.77 | 9  | 0 | 4.50  | 0  | 18.09 | 1  | 25.19 | 1  | 28.18 | 2  | 26.29 | 2  | 44.71 | 9  |
| 4  | Lore, Rob        | <b>190.58</b> | 93 | 0 | 0 | 1 | 11.71        | 3 | 24.61 | 12 | 0 | 3.02  | 0  | 19.32 | 9  | 35.24 | 17 | 20.15 | 13 | 26.54 | 4  | 49.99 | 35 |
| 5  | Henderson, Wes   | <b>190.72</b> | 44 | 1 | 1 | 0 | 10.52        | 0 | 35.93 | 5  | 0 | 5.70  | 1  | 14.77 | 4  | 24.05 | 3  | 19.54 | 3  | 33.71 | 4  | 46.50 | 24 |
| 6  | Niccum, Chad     | <b>193.06</b> | 52 | 2 | 0 | 0 | 15.45        | 1 | 26.32 | 4  | 0 | 6.44  | 3  | 18.02 | 3  | 36.42 | 6  | 18.25 | 7  | 26.69 | 3  | 45.47 | 25 |
| 7  | Snow, Jeremy     | <b>194.19</b> | 72 | 1 | 2 | 0 | 18.04        | 5 | 42.12 | 27 | 0 | 5.14  | 2  | 13.97 | 4  | 25.13 | 3  | 15.62 | 6  | 34.92 | 5  | 39.25 | 20 |
| 8  | Myers, Kevin     | <b>195.49</b> | 64 | 0 | 0 | 0 | 13.45        | 2 | 26.35 | 5  | 0 | 8.54  | 8  | 23.77 | 8  | 28.98 | 4  | 21.02 | 2  | 21.29 | 2  | 52.09 | 33 |
| 9  | Sharp, Tammy     | <b>199.64</b> | 60 | 0 | 0 | 1 | 16.12        | 1 | 30.32 | 4  | 0 | 7.44  | 4  | 18.93 | 12 | 30.74 | 8  | 23.23 | 6  | 27.84 | 8  | 45.02 | 17 |
| 10 | Lewis, Scott     | <b>203.91</b> | 60 | 0 | 0 | 0 | 12.31        | 1 | 27.98 | 3  | 0 | 10.58 | 11 | 16.86 | 2  | 28.53 | 5  | 25.27 | 4  | 26.72 | 3  | 55.66 | 31 |
| 11 | Holland, Mike    | <b>205.03</b> | 19 | 0 | 0 | 1 | 13.61        | 0 | 28.83 | 3  | 0 | 5.33  | 0  | 17.78 | 1  | 30.37 | 1  | 33.68 | 7  | 26.44 | 2  | 48.99 | 5  |
| 12 | Phillips, Ron    | <b>206.62</b> | 48 | 1 | 0 | 0 | 14.40        | 0 | 33.41 | 4  | 0 | 6.16  | 3  | 18.82 | 3  | 26.88 | 1  | 32.15 | 11 | 24.56 | 4  | 50.24 | 22 |
| 13 | Clayton, Brian   | <b>222.90</b> | 74 | 0 | 2 | 0 | 17.76        | 3 | 31.14 | 7  | 0 | 5.54  | 3  | 13.69 | 4  | 32.99 | 8  | 25.95 | 8  | 37.43 | 3  | 58.40 | 38 |
| 14 | Abbott, John     | <b>241.20</b> | 33 | 0 | 2 | 0 | 17.64        | 0 | 42.70 | 0  | 0 | 4.49  | 0  | 19.84 | 1  | 38.82 | 1  | 26.85 | 1  | 32.46 | 4  | 58.40 | 26 |

### SSP - Sharpshooter

|    |                   |               |    |   |   |   |       |   |       |    |   |       |    |       |    |       |   |       |    |       |    |       |    |
|----|-------------------|---------------|----|---|---|---|-------|---|-------|----|---|-------|----|-------|----|-------|---|-------|----|-------|----|-------|----|
| 1  | Baker, Don        | <b>185.74</b> | 40 | 0 | 0 | 0 | 14.45 | 0 | 29.87 | 2  | 0 | 6.54  | 2  | 14.56 | 5  | 30.56 | 7 | 17.65 | 4  | 24.10 | 3  | 48.01 | 17 |
| 2  | Ray, Robert       | <b>195.10</b> | 33 | 0 | 0 | 0 | 14.26 | 2 | 28.39 | 3  | 0 | 5.70  | 2  | 14.89 | 7  | 30.51 | 2 | 28.19 | 5  | 28.86 | 4  | 44.30 | 8  |
| 3  | Konkle, Mike      | <b>201.46</b> | 53 | 0 | 3 | 1 | 13.63 | 2 | 28.19 | 4  | 0 | 5.62  | 1  | 16.51 | 2  | 28.97 | 3 | 34.21 | 12 | 30.05 | 7  | 44.28 | 22 |
| 4  | Bagga, Haneesh K. | <b>202.43</b> | 49 | 1 | 1 | 0 | 18.35 | 5 | 27.15 | 6  | 0 | 4.19  | 1  | 14.95 | 6  | 35.05 | 7 | 22.98 | 2  | 28.94 | 6  | 50.82 | 16 |
| 5  | Adolfson, David   | <b>203.58</b> | 46 | 0 | 0 | 0 | 15.20 | 3 | 32.59 | 8  | 0 | 4.44  | 0  | 16.44 | 10 | 31.51 | 2 | 23.82 | 5  | 27.18 | 5  | 52.40 | 13 |
| 6  | Krier, Heath      | <b>211.61</b> | 78 | 0 | 2 | 0 | 15.87 | 9 | 30.45 | 4  | 0 | 4.93  | 1  | 20.41 | 6  | 29.59 | 8 | 23.28 | 4  | 37.83 | 14 | 49.25 | 32 |
| 7  | Armstrong, Cephas | <b>217.72</b> | 32 | 1 | 2 | 0 | 15.14 | 3 | 32.92 | 6  | 0 | 4.58  | 0  | 22.01 | 3  | 41.97 | 0 | 25.86 | 6  | 30.06 | 5  | 45.18 | 9  |
| 8  | Schroeder, Geof   | <b>227.66</b> | 53 | 0 | 1 | 0 | 14.89 | 1 | 33.09 | 7  | 0 | 7.30  | 4  | 22.72 | 5  | 32.98 | 4 | 26.48 | 4  | 29.84 | 5  | 60.36 | 23 |
| 9  | Scott, David      | <b>237.89</b> | 45 | 2 | 2 | 0 | 20.54 | 5 | 46.49 | 3  | 0 | 6.26  | 2  | 22.89 | 9  | 35.55 | 1 | 24.51 | 4  | 28.61 | 4  | 53.04 | 17 |
| 10 | Thompson, Ken     | <b>238.95</b> | 35 | 0 | 0 | 0 | 22.43 | 0 | 39.06 | 2  | 0 | 11.56 | 8  | 15.17 | 5  | 38.32 | 3 | 27.78 | 0  | 29.76 | 1  | 54.87 | 16 |
| 11 | Duckworth, Jeff   | <b>240.86</b> | 82 | 0 | 1 | 1 | 15.98 | 2 | 34.29 | 6  | 0 | 14.07 | 11 | 18.13 | 6  | 35.66 | 6 | 30.59 | 4  | 34.77 | 4  | 57.37 | 43 |
| 12 | Gamble, Glenn     | <b>246.65</b> | 58 | 0 | 0 | 0 | 19.87 | 3 | 28.08 | 7  | 0 | 6.84  | 2  | 16.76 | 0  | 44.90 | 3 | 30.97 | 7  | 28.28 | 4  | 70.95 | 32 |
| 13 | Bajaj, Akhilesh   | <b>248.75</b> | 35 | 0 | 2 | 0 | 29.83 | 3 | 33.74 | 5  | 0 | 6.80  | 4  | 22.66 | 9  | 39.89 | 5 | 46.39 | 2  | 27.82 | 2  | 41.62 | 5  |
| 14 | Schwartz, Dan     | <b>268.57</b> | 63 | 1 | 4 | 0 | 16.80 | 3 | 53.82 | 11 | 0 | 7.75  | 6  | 25.86 | 8  | 35.25 | 2 | 31.34 | 5  | 42.26 | 5  | 55.49 | 23 |



# 2009 AR State Championship

## May 9, 2009

All Shooters



Match Score --Penalties-- PD NT PE FN Stage 1 Stage 2 Stage 3 Stage 4 Stage 5 Stage 6 Stage 7 Stage 8 Stage 9

### SSP - Marksman

|    |                    |               |     |   |   |   |       |          |       |           |   |       |           |       |           |       |           |       |           |       |           |       |           |
|----|--------------------|---------------|-----|---|---|---|-------|----------|-------|-----------|---|-------|-----------|-------|-----------|-------|-----------|-------|-----------|-------|-----------|-------|-----------|
| 1  | Smith, Roger       | <b>249.24</b> | 90  | 0 | 1 | 0 | 21.36 | <b>1</b> | 37.44 | <b>6</b>  | 0 | 6.96  | <b>5</b>  | 17.69 | <b>11</b> | 40.10 | <b>9</b>  | 31.23 | <b>7</b>  | 40.85 | <b>19</b> | 53.61 | <b>32</b> |
| 2  | Goldman, Haris     | <b>255.33</b> | 58  | 0 | 2 | 1 | 22.66 | <b>0</b> | 43.19 | <b>9</b>  | 0 | 5.83  | <b>2</b>  | 23.53 | <b>8</b>  | 46.09 | <b>17</b> | 28.19 | <b>6</b>  | 34.22 | <b>13</b> | 51.62 | <b>3</b>  |
| 3  | Paull, Lee R.      | <b>267.08</b> | 54  | 1 | 2 | 0 | 26.48 | <b>3</b> | 36.50 | <b>5</b>  | 0 | 10.34 | <b>7</b>  | 22.91 | <b>4</b>  | 39.03 | <b>1</b>  | 29.67 | <b>3</b>  | 33.56 | <b>4</b>  | 68.59 | <b>27</b> |
| 4  | Mc Arthur, Mark    | <b>281.99</b> | 74  | 0 | 0 | 0 | 27.02 | <b>2</b> | 36.14 | <b>9</b>  | 0 | 13.81 | <b>0</b>  | 27.43 | <b>13</b> | 38.20 | <b>3</b>  | 27.52 | <b>6</b>  | 43.68 | <b>9</b>  | 68.19 | <b>32</b> |
| 5  | Stevens, Margo     | <b>283.53</b> | 64  | 0 | 0 | 0 | 21.69 | <b>2</b> | 43.27 | <b>3</b>  | 0 | 10.48 | <b>6</b>  | 22.34 | <b>2</b>  | 38.04 | <b>4</b>  | 38.95 | <b>7</b>  | 33.26 | <b>4</b>  | 75.50 | <b>36</b> |
| 6  | Mueller, Thad      | <b>292.62</b> | 66  | 2 | 3 | 0 | 25.67 | <b>3</b> | 41.06 | <b>5</b>  | 0 | 6.54  | <b>4</b>  | 17.87 | <b>4</b>  | 39.20 | <b>6</b>  | 49.55 | <b>2</b>  | 37.98 | <b>2</b>  | 74.75 | <b>40</b> |
| 7  | Sanchez, Robert    | <b>295.79</b> | 80  | 0 | 1 | 0 | 25.27 | <b>7</b> | 40.41 | <b>8</b>  | 0 | 7.84  | <b>2</b>  | 20.06 | <b>5</b>  | 32.76 | <b>2</b>  | 49.75 | <b>1</b>  | 48.51 | <b>10</b> | 71.19 | <b>45</b> |
| 8  | Meek, Dennis P.    | <b>297.04</b> | 55  | 3 | 0 | 1 | 26.68 | <b>1</b> | 41.84 | <b>3</b>  | 0 | 14.76 | <b>4</b>  | 43.80 | <b>16</b> | 35.82 | <b>2</b>  | 36.64 | <b>3</b>  | 39.74 | <b>6</b>  | 57.76 | <b>20</b> |
| 9  | Gross, Joseph A.   | <b>319.64</b> | 44  | 1 | 1 | 1 | 21.64 | <b>1</b> | 43.04 | <b>2</b>  | 0 | 9.71  | <b>10</b> | 29.74 | <b>11</b> | 40.76 | <b>0</b>  | 47.49 | <b>6</b>  | 65.44 | <b>3</b>  | 61.82 | <b>11</b> |
| 10 | Pinto, Nikki       | <b>344.95</b> | 141 | 1 | 1 | 1 | 33.78 | <b>4</b> | 41.93 | <b>10</b> | 0 | 5.96  | <b>2</b>  | 28.43 | <b>3</b>  | 45.34 | <b>10</b> | 57.84 | <b>18</b> | 38.42 | <b>13</b> | 93.25 | <b>81</b> |
|    | Fedderson, Richard | <b>DQ</b>     |     |   |   |   |       |          |       |           |   |       |           |       |           |       |           |       |           |       |           |       |           |

### ESR - Master

|   |               |               |    |   |   |   |       |           |       |           |   |       |          |       |          |       |          |       |          |       |          |       |           |
|---|---------------|---------------|----|---|---|---|-------|-----------|-------|-----------|---|-------|----------|-------|----------|-------|----------|-------|----------|-------|----------|-------|-----------|
| 1 | Nichols, Curt | <b>161.92</b> | 16 | 0 | 0 | 0 | 14.32 | <b>1</b>  | 23.67 | <b>2</b>  | 0 | 5.08  | <b>0</b> | 13.80 | <b>4</b> | 24.40 | <b>0</b> | 20.25 | <b>1</b> | 22.91 | <b>2</b> | 37.49 | <b>6</b>  |
| 2 | Reid, Roger   | <b>179.56</b> | 13 | 0 | 0 | 0 | 15.71 | <b>0</b>  | 25.09 | <b>0</b>  | 0 | 8.81  | <b>0</b> | 16.07 | <b>2</b> | 25.13 | <b>0</b> | 24.55 | <b>2</b> | 24.36 | <b>0</b> | 39.84 | <b>9</b>  |
| 3 | Stout, Jim    | <b>266.27</b> | 79 | 0 | 1 | 0 | 28.00 | <b>10</b> | 30.79 | <b>12</b> | 0 | 11.28 | <b>2</b> | 14.53 | <b>2</b> | 35.17 | <b>3</b> | 34.81 | <b>4</b> | 56.21 | <b>4</b> | 55.48 | <b>42</b> |

### ESR - Expert

|   |               |               |    |   |   |   |       |          |       |          |   |      |          |       |           |       |          |       |           |       |          |       |           |
|---|---------------|---------------|----|---|---|---|-------|----------|-------|----------|---|------|----------|-------|-----------|-------|----------|-------|-----------|-------|----------|-------|-----------|
| 1 | Ferguson, Lee | <b>298.86</b> | 65 | 0 | 1 | 0 | 21.10 | <b>0</b> | 31.61 | <b>2</b> | 0 | 5.25 | <b>0</b> | 25.80 | <b>18</b> | 43.20 | <b>5</b> | 41.51 | <b>10</b> | 49.86 | <b>5</b> | 80.53 | <b>25</b> |
|---|---------------|---------------|----|---|---|---|-------|----------|-------|----------|---|------|----------|-------|-----------|-------|----------|-------|-----------|-------|----------|-------|-----------|

### ESR - Sharpshooter

|   |             |               |    |   |   |   |       |          |       |          |   |      |          |       |           |       |          |       |          |       |           |       |           |
|---|-------------|---------------|----|---|---|---|-------|----------|-------|----------|---|------|----------|-------|-----------|-------|----------|-------|----------|-------|-----------|-------|-----------|
| 1 | Hugo, Ollie | <b>236.36</b> | 77 | 1 | 0 | 1 | 20.43 | <b>1</b> | 31.38 | <b>9</b> | 0 | 6.21 | <b>3</b> | 40.15 | <b>18</b> | 31.03 | <b>6</b> | 15.50 | <b>4</b> | 39.20 | <b>10</b> | 52.46 | <b>26</b> |
| 2 | Davis, Paul | <b>241.21</b> | 30 | 0 | 0 | 0 | 22.22 | <b>3</b> | 35.13 | <b>3</b> | 0 | 6.65 | <b>4</b> | 23.21 | <b>6</b>  | 37.35 | <b>2</b> | 35.28 | <b>2</b> | 33.39 | <b>3</b>  | 47.98 | <b>7</b>  |

### ESR - Marksman

|   |                 |               |    |   |   |   |       |          |       |          |   |       |          |       |          |       |           |       |          |       |          |       |           |
|---|-----------------|---------------|----|---|---|---|-------|----------|-------|----------|---|-------|----------|-------|----------|-------|-----------|-------|----------|-------|----------|-------|-----------|
| 1 | Hardin, Jeremy  | <b>222.84</b> | 69 | 0 | 0 | 0 | 19.05 | <b>2</b> | 30.79 | <b>5</b> | 0 | 5.75  | <b>3</b> | 17.85 | <b>6</b> | 34.21 | <b>2</b>  | 16.84 | <b>5</b> | 40.37 | <b>4</b> | 57.98 | <b>42</b> |
| 2 | Mc Arthur, Matt | <b>300.66</b> | 66 | 1 | 0 | 0 | 24.75 | <b>2</b> | 28.34 | <b>3</b> | 0 | 12.42 | <b>2</b> | 35.74 | <b>8</b> | 46.55 | <b>11</b> | 39.29 | <b>2</b> | 44.69 | <b>9</b> | 68.88 | <b>29</b> |

### SSR - Expert


|   |                |               |    |   |   |   |       |          |       |           |   |      |          |       |          |       |          |       |          |       |          |       |           |
|---|----------------|---------------|----|---|---|---|-------|----------|-------|-----------|---|------|----------|-------|----------|-------|----------|-------|----------|-------|----------|-------|-----------|
| 1 | Walls, Michael | <b>227.16</b> | 43 | 0 | 0 | 0 | 17.54 | <b>0</b> | 36.94 | <b>12</b> | 0 | 5.72 | <b>3</b> | 17.99 | <b>2</b> | 37.04 | <b>2</b> | 31.70 | <b>2</b> | 36.89 | <b>6</b> | 43.34 | <b>16</b> |
|---|----------------|---------------|----|---|---|---|-------|----------|-------|-----------|---|------|----------|-------|----------|-------|----------|-------|----------|-------|----------|-------|-----------|

### SSR - Sharpshooter

|   |                |               |    |   |   |   |       |          |       |          |   |       |          |             |           |       |           |       |          |       |          |       |           |
|---|----------------|---------------|----|---|---|---|-------|----------|-------|----------|---|-------|----------|-------------|-----------|-------|-----------|-------|----------|-------|----------|-------|-----------|
| 1 | Ritchie, Wayne | <b>222.80</b> | 51 | 0 | 0 | 0 | 21.96 | <b>7</b> | 27.67 | <b>3</b> | 0 | 4.32  | <b>0</b> | 17.63       | <b>3</b>  | 39.72 | <b>8</b>  | 36.27 | <b>4</b> | 28.20 | <b>4</b> | 47.03 | <b>22</b> |
| 2 | Souers, Phil   | <b>253.27</b> | 27 | 0 | 0 | 0 | 21.83 | <b>0</b> | 36.83 | <b>5</b> | 0 | 40.76 | <b>0</b> | <b>7.14</b> | <b>2</b>  | 20.87 | <b>0</b>  | 33.99 | <b>5</b> | 34.27 | <b>1</b> | 57.58 | <b>14</b> |
| 3 | Lambert, Paul  | <b>293.26</b> | 61 | 0 | 2 | 0 | 37.38 | <b>3</b> | 35.43 | <b>3</b> | 0 | 6.44  | <b>1</b> | 24.10       | <b>6</b>  | 38.98 | <b>7</b>  | 50.21 | <b>2</b> | 35.82 | <b>6</b> | 64.90 | <b>33</b> |
| 4 | Stuart, Wayne  | <b>356.59</b> | 86 | 3 | 0 | 2 | 21.67 | <b>1</b> | 43.57 | <b>8</b> | 0 | 6.00  | <b>1</b> | 33.96       | <b>13</b> | 65.92 | <b>18</b> | 52.08 | <b>8</b> | 59.55 | <b>6</b> | 73.84 | <b>31</b> |

### SSR - Marksman

|   |                |               |    |   |   |   |       |          |       |           |   |       |           |       |          |       |          |       |          |       |          |       |           |
|---|----------------|---------------|----|---|---|---|-------|----------|-------|-----------|---|-------|-----------|-------|----------|-------|----------|-------|----------|-------|----------|-------|-----------|
| 1 | Oliver, Jerry  | <b>310.58</b> | 73 | 0 | 0 | 0 | 28.00 | <b>4</b> | 39.70 | <b>1</b>  | 0 | 9.49  | <b>7</b>  | 23.53 | <b>6</b> | 48.83 | <b>4</b> | 36.54 | <b>4</b> | 54.05 | <b>8</b> | 70.44 | <b>39</b> |
| 2 | Julien, Larry  | <b>311.55</b> | 61 | 0 | 0 | 0 | 31.65 | <b>1</b> | 42.16 | <b>10</b> | 0 | 8.20  | <b>5</b>  | 24.41 | <b>7</b> | 46.04 | <b>2</b> | 35.55 | <b>3</b> | 57.58 | <b>4</b> | 65.96 | <b>29</b> |
| 3 | Nesbit, Thomas | <b>314.85</b> | 88 | 1 | 0 | 1 | 24.58 | <b>1</b> | 36.81 | <b>3</b>  | 0 | 20.27 | <b>21</b> | 21.27 | <b>4</b> | 42.86 | <b>4</b> | 38.55 | <b>4</b> | 55.54 | <b>5</b> | 74.97 | <b>46</b> |



## 2009 AR State Championship May 9, 2009

All Shooters



---

### Total Match Penalties:

Target Points Down (PD) - 5,439

Hits on Non-Threats (NT) - 54

Procedural Errors (PE) - 71

Failures to Neutralize (FN) - 27

---

### Key to Penalties:

**PD** = Target Points Down. Each point down adds 1/2 second to your score.

**NT** = Hit on Non Threat target. Each HNT adds 5 seconds to your score.

**PE** = Procedural Error. Each adds 3 seconds to your score.

**FN** = Failure to Neutralize (no hits in the 0 or -1 zone) Each adds 5 seconds to your score.

---

### Key to Abbreviations:

**CDP** = **Custom Defensive Pistol**, such as 1911. Must be .45 ACP with maximum magazine load of 8 rounds

**ESP** = **Enhanced Service Pistol**, single action or SA/DA such as H&K P7 or CZ-75 or Springfield XD

**SSP** = **Stock Service Pistol**, double action or 'Safe Action' such as Glock or SIG

**ESR** = **Enhanced Service Revolver**, rimmed or rimless ammo, full moon clip, power factor of 165,000

**SSR** = **Stock Service Revolver**, rimmed case ammo, no full moon clips

**DQ** = **Disqualified**